

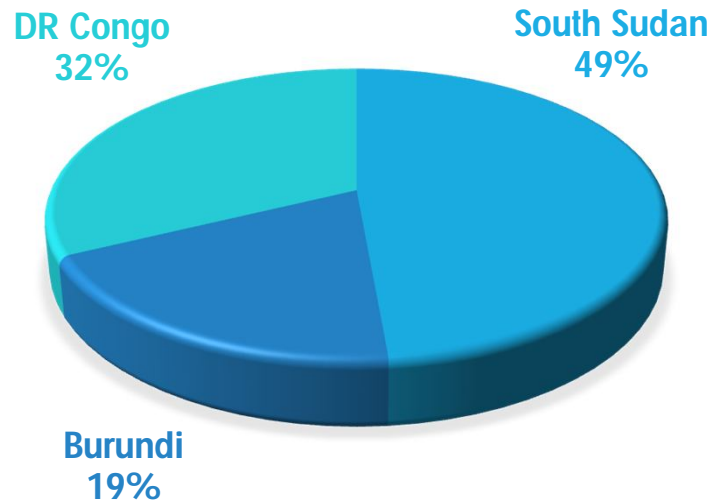
UGANDA REFUGEE RESPONSES INTER-AGENCY MEETING 15 OCTOBER 2015

Agenda

1. Situation update
2. REHOPE
3. 2016 RRP – South Sudan situation
 - 3.1 2014 CERF evaluation findings
4. 2016 RRP – Burundi situation
5. Rwamanja refugee verification
6. AOB



ALL NEW REFUGEE ARRIVALS TO UGANDA IN 2015



Individuals Registered

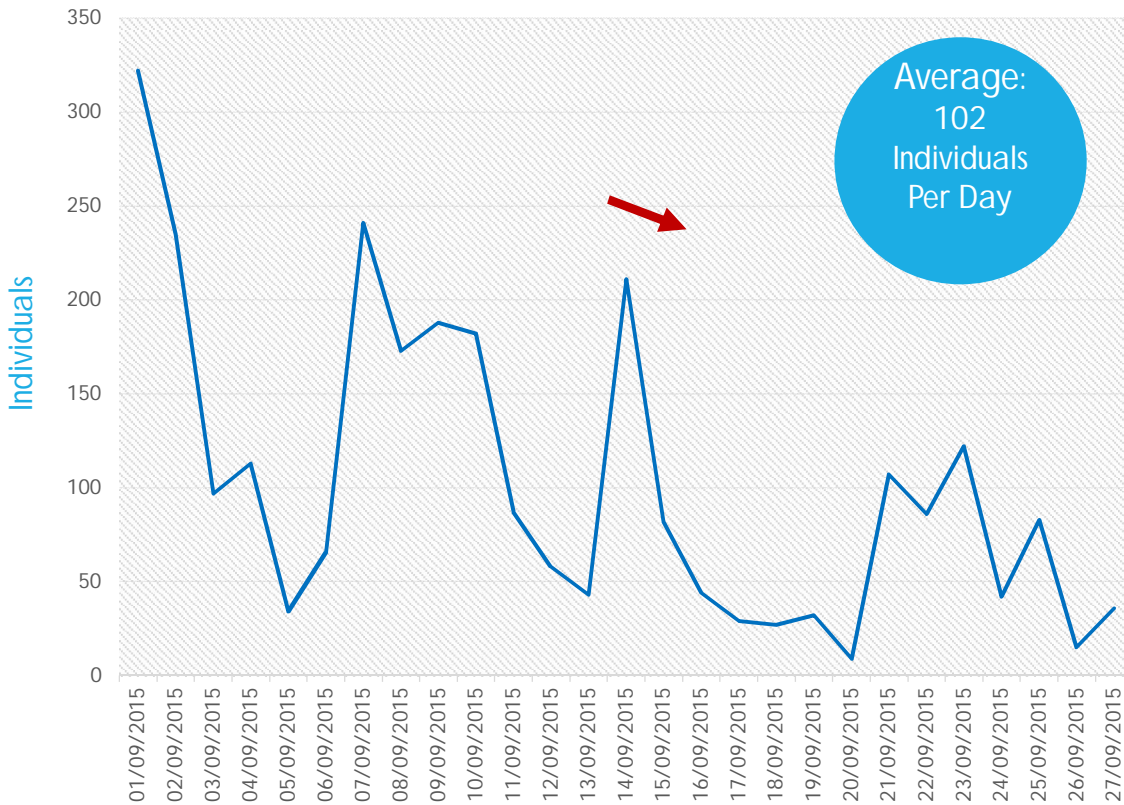
Country	Total
South Sudan	37,833
DR Congo	25,060
Burundi	14,965 *
Grand Total	77,858

Source: Office of the Prime Minister, Refugee Department, Refugee information Management System (RIMS), as 06 October, 2015.

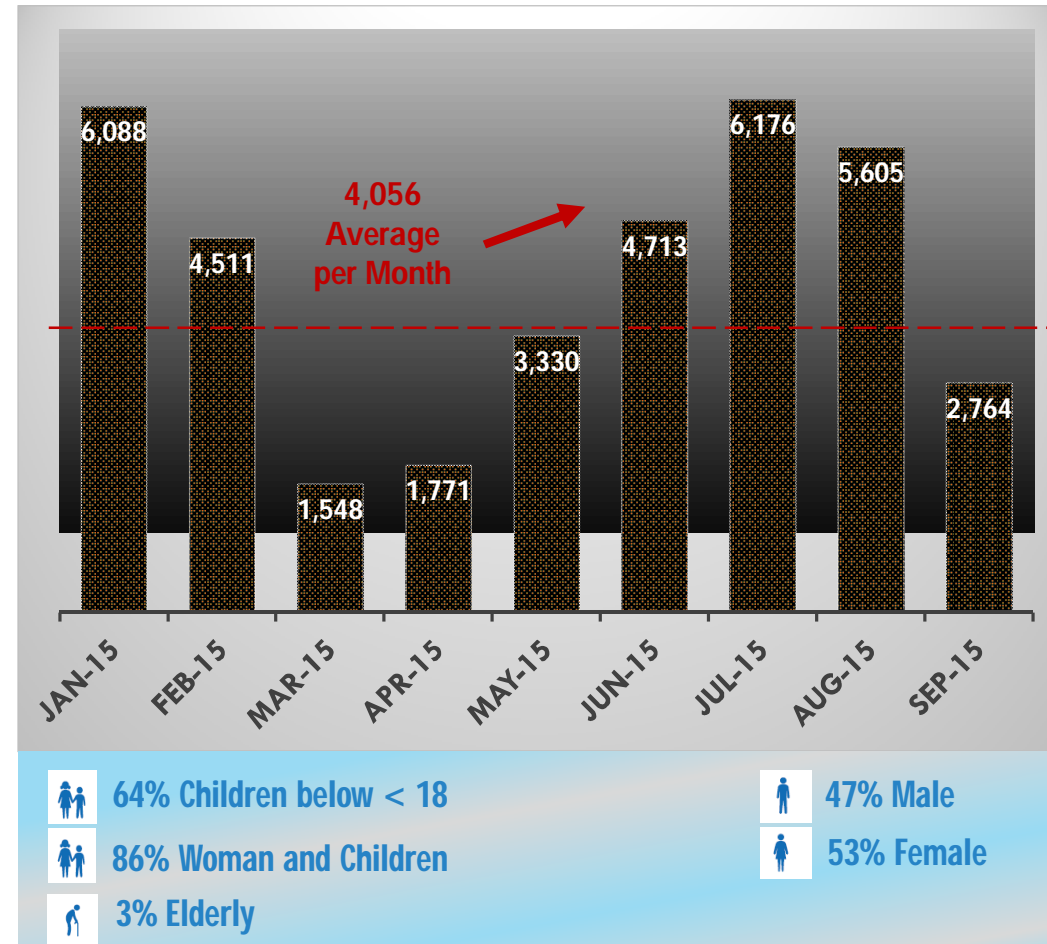
* Burundi figure include refugees arrived in Nakivle in November and December 2014.

SOUTH SUDANESE REFUGEE ARRIVALS

Trend in September ,2015



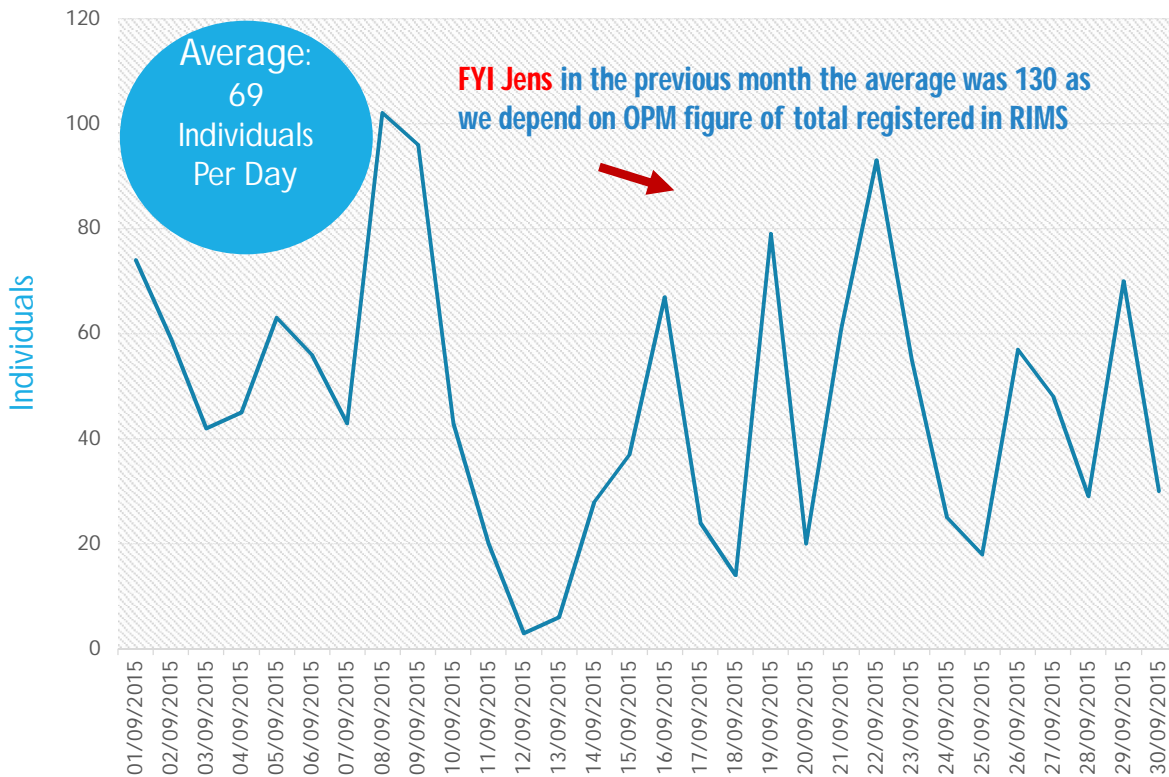
Medium-term Trend in 2015



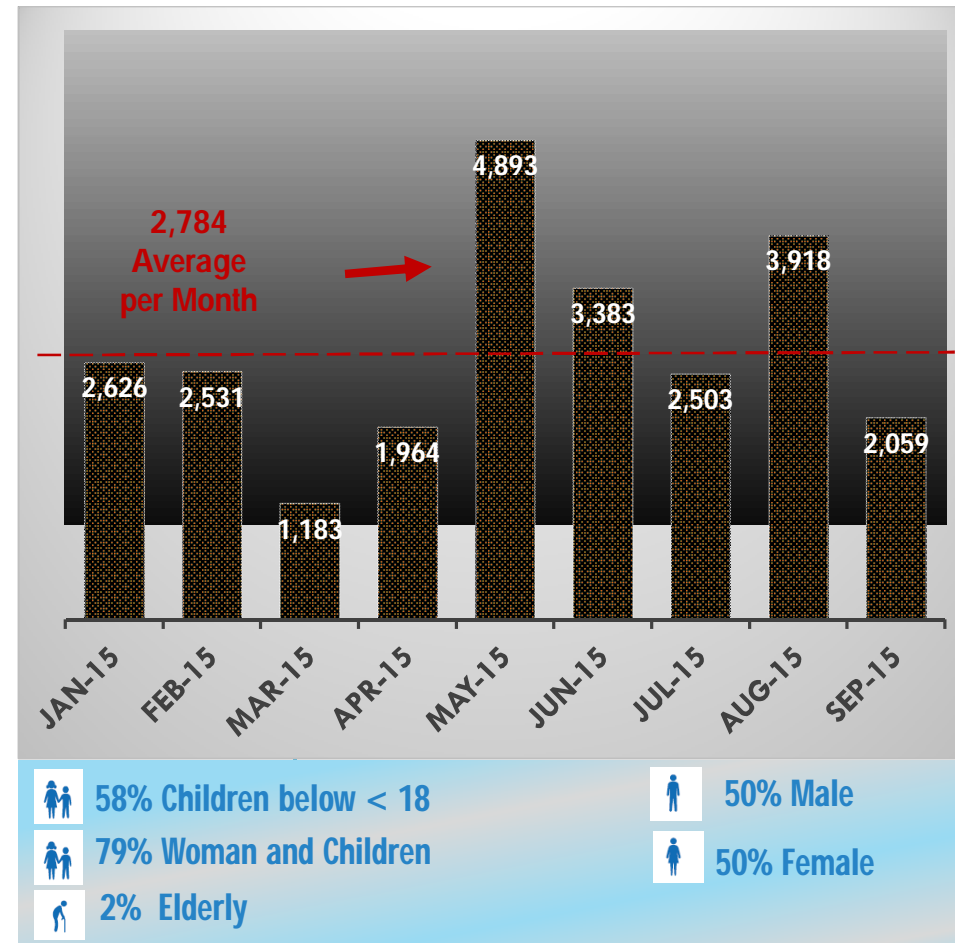
Source : Office of the Prime Minister, Refugee Department, Refugee information Management System (RIMS)

DR CONGO REFUGEE ARRIVALS

Trend in September ,2015



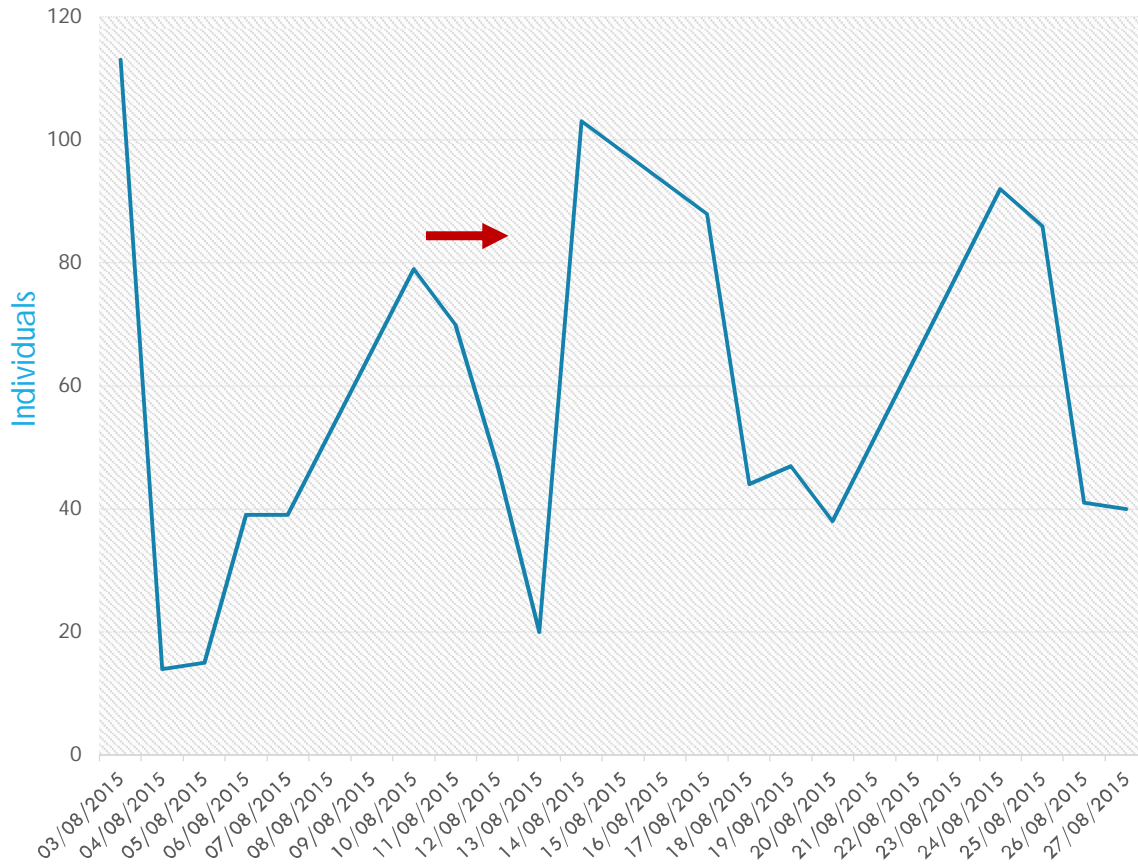
Medium-term Trend in 2015



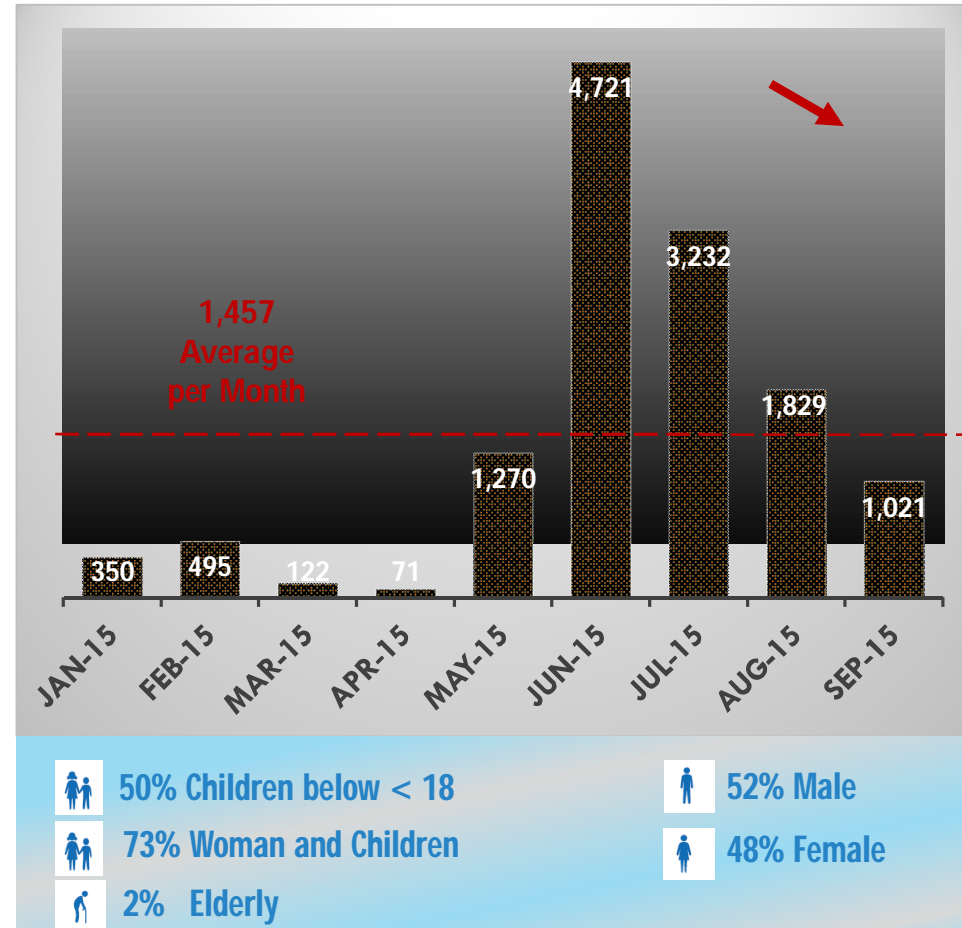
Source : Office of the Prime Minister, Refugee Department, Refugee information Management System (RIMS)

BURUNDI REFUGEE ARRIVALS


Trend in September ,2015



Medium-term Trend in 2015



Source : Office of the Prime Minister, Refugee Department, Refugee information Management System (RIMS)

-  **50% Children below < 18**
-  **73% Woman and Children**
-  **2% Elderly**
-  **52% Male**
-  **48% Female**

2016 RRP SOUTH SUDAN SITUATION TIMELINES

15 October: Inter-agency meeting

- **Planning figures**
- **Macro-level response strategy**

19-22 October: Sector coordination meetings (Adjumani/Arua/Kiryandongo)

- **Sector response strategies/plans developed at field level**
- 22 Oct.: **Sector response plans (overview)** shared at Kampala level

COB 26 October: All partners to submit their 2016 RRP **budgets**;

27-29 October: Review of all budgets, further consultation if necessary;

30 October: Submission of Uganda RRP 2016 to Regional Refugee Coordinator.



2016 RRP BURUNDI SITUATION TIMELINES

15 October: Inter-agency meeting
- Planning figures

By 19 October:
- **Macro-level response strategy** (circulation for comments/inputs before this date)

19 -26 October: Sector coordination meetings (Nakivale)
- **Sector response strategies/plans developed at field level**
- 30 Oct.: **Sector response plans (overview)** shared at Kampala level

COB 3 November: All partners to submit their 2016 RRP **budgets**;

4-5 November: Review of all budgets, further consultation if necessary;

6 November: Submission of Uganda RRP 2016 to Regional Refugee Coordinator.

SOUTH SUDAN SITUATION 2016 RRP PLANNING FIGURE

- New influx projection: 35,000
- Pre-2013 refugee population will be added to planning framework

South Sudan Situation	Current				Projected					
	RRP 2015 Projections	TOTAL REFUGEES (as at 30/09/2015)	PERCENTAGE OF CURRENT POPULATION AGAINST PROJECTIONS	INFLUX (from Jan. to Sept. 2015)	PROJECTED INFLUX (from Oct. to Dec. 2015)	ESTIMATED POPULATION (as at 31/12/2015)	PROJECTED INFLUX 2016	PLANNING FIGURES 2016 (for post-Dec. 2013 refugees)	Plus REFUGEE POPULATION Pre-Dec. 2013	Total PLANNING FIGURE 2016
UGANDA	210,000	168,372	80%	37,104	13,000	181,372	35,000	216,372	22,483	238,855

BURUNDI SITUATION 2016 RRP PLANNING FIGURE

- New influx projection: 20,000

Burundi Situation	Current				Projected						
	RRP 2015 Projections	TOTAL REFUGEES (new influx since Jan. 2015)	PERCENTAGE OF CURRENT POPULATION AGAINST PROJECTIONS	INFLUX (from Jan. to Sept. 2015)	PROJECTED INFLUX (from Oct. to Dec. 2015)	ESTIMATED POPULATION (as at 31/12/2015)	PROJECTED INFLUX 2016				Total PLANNING FIGURE 2016
UGANDA	20,000	14,965	75%	14,965	5,035	20,000	20,000				40,000

2016 GOALS

- **Transition from care and maintenance to solutions oriented mode**, with a view to maintaining the asylum space and providing the best possible type of interventions in the context of a non-camp refugee policy;
- **Graduating refugees and host communities to self-sufficiency**, by combining consumption support (basic needs) with increased interventions promoting livelihoods, towards **strengthening resilience** against external shocks; refugee and host communities should become resilient enough to not fall back into requiring humanitarian emergency assistance.

2016 STRATEGIC OBJECTIVES

Strategic Objective 1: Protection including emergency response

Strategic Objective 2: Peaceful co-existence with local communities promoted

Strategic Objective 3: Sustainable livelihoods improved

Strategic Objective 4: Social service delivery is integrated with local governments

Strategic Objective 5: Preparing for durable solutions

2016 OPERATIONAL MARKERS

Protection

- Services tailored towards specific needs, in particular children (ie child friendly spaces);
- Prevention and response to sexual and gender based violence;
- Strengthening of refugee and host community leadership and self-management structures.

Education


- Improvement of primary school retention rates;
- Introduction of more post-primary education support;

2016 OPERATIONAL MARKERS

Health

- Full integration of health services with the national health system;
- Provision of minimum health service package (incl. vaccinations) for new refugee arrivals;

Livelihoods

- Agricultural and non-agricultural livelihood support;
 - Formation of village savings and loan associations (VSLAs) and savings and credit cooperatives (SACCOs);
- 

2016 OPERATIONAL MARKERS

WASH

- Integration with government water, hygiene and solid waste management systems;

Food

- In-kind and cash based interventions – with increased consideration for cash based interventions;

Energy and environment

- Energy efficient stoves;
- Increased use of alternative energy sources such as solar;

2016 OPERATIONAL MARKERS

Shelter and infrastructure

- Transitional shelter solutions;
- Community centres;

Logistics, transport and NFIs

- Continued emergency preparedness through effective supply chain and logistics systems;
 - NFIs: In-kind and cash based interventions – possibly the introduction of cash based interventions;
 - Tools supporting agricultural activities.
- 